

Performance Related

Dynamic Load | Pull down | Close to edge | Fire Resistant | Removable Temporary

Material Specification

Zn — Zinc Plated
MGAL — Mechanical Galvanised
A4 316 — Stainless Steel

Description

The AnkaScrew™ Screw-In Anchor is a totally removable, medium duty, rotation setting, thread forming anchor, ideal for either temporary or permanent anchoring into substrates such as concrete, brick, hollow brick or block. The AnkaScrew™ is particularly well suited to close-to-edge or close-to-anchor fixing as it does not expand and burst the surrounding substrate

Features and Benefits

- New WERCS thread allows fast and easy to install as it simply screws into a pre-drilled hole
- Screw out leaving an empty hole without protruding metal part to grind off
- Does not expand and burst concrete which allows close to edge installation

Substrates

- Concrete
- Solid brick / block
- Hollow brick / block
- Hollow slab

Typical Applications

- Pallet racking
- Temporary safety barriers
- Conveyors
- Pipe brackets
- Gate hinges into brickwork
- Temporary hand rails
- Bottom plates





Installation

1. Drill hole to correct diameter and depth. Clean thoroughly with brush. Remove debris by way of vacuum or hand pump, compress air etc.
2. Using a socket wrench, screw the AnkaScrew™ into the hole using slight pressure until the self tapping action starts.
3. Tighten the AnkaScrew™ until the fixture is held firm. If resistance is experienced when tightening, unscrew the anchor one turn and re-tighten. Ensure that you do not over tighten.
4. For optimum performance, a torque wrench should be used.

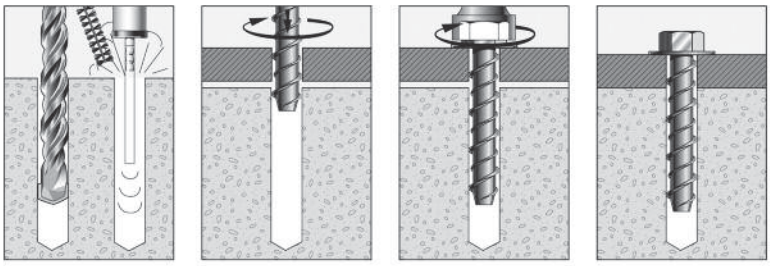

AnkaScrew™ Screw-In Anchors - Recommended Working Loads in 40N/mm² non-cracked Concrete

Anchor Size Hole Ø (mm)	Embedment Depth (mm)	Shear Load (kN)*	Tensile Load (kN)*
6	45	3.8	3.8
8	60	7.0	6.1
10	75	11.5	9.1
12	90	13.9	13.3
16	120	30.8	23.1

* Safety factor for all loads = 3
* This table does not consider edge distance and anchor spacing effects. Please refer to Ramset Design Guide for more information.
* Pull out test for single anchor = working load x 1.5

AnkaScrew™ WERCS Thread Screw-In Anchors - Mechanically Galvanised

Part No.	Anchor Diameter (mm)	Anchor Length (mm)	Maximum Fixture Thickness (mm)	Hole Ø (mm)	Hole Depth (mm)	Fixture Hole Diameter (mm)	Order Qty
AS06050WGM	6	50	20	6	60	8	100
AS06075WGM	6	75	45	6	65	8	100
AS06100WGM	6	100	70	6	65	8	100
AS08060WGM	8	60	20	8	75	10	100
AS08075WGM	8	75	35	8	75	10	100
AS08100WGM	8	100	60	8	80	10	100
AS10060WGM	10	60	10	10	80	12	50
AS10075WGM	10	75	25	10	85	12	50
AS10100WGM	10	100	50	10	95	12	50
AS10150WGM	10	150	100	10	95	12	50
AS12075WGM	12	75	15	12	95	15	50
AS12100WGM	12	100	40	12	110	15	50
AS12150WGM	12	150	90	12	110	15	20

* Stainless steel Ankascrew is available upon request. Lead time applies.

AnkaScrew™ Screw-In Anchors - Zinc Plated

Part No.	Anchor Diameter (mm)	Anchor Length (mm)	Maximum Fixture Thickness (mm)	Hole Ø (mm)	Hole Depth (mm)	Fixture Hole Diameter (mm)	Order Qty
AS16115	16	115	40	16	130	19	20
AS16160	16	160	85	16	140	19	20

AnkaScrew™ Rod Flanged Head Suspension Anchor - Recommended Working Loads in 40N/mm² non-cracked Concrete

Anchor Size/ Hole Ø (mm)	Embedment Depth (mm)	Min Edge Distance (mm)	Min Anchor Spacing (mm)	Tensile Load (kN)
6	35	25	50	2.3

AnkaScrew™ Rod Flanged Head Suspension Anchor - Zinc Plated

Part No	Description	Internal Thread (mm)	Anchor Size (mm)	Anchor Length (mm)	Drilled Hole Ø (mm)	Min Hole Depth (mm)	Hex Socket Size (mm)	Order Qty
AS06035R10HBZ	AnkaScrew™ Rod Flanged Head - M10	10	6	35	6	45	13	100
AS06035R12HBZ	AnkaScrew™ Rod Flanged Head - M12	12	6	35	6	45	15	50

* Screw-in Anchor to be used for cracked concrete condition is available. Please contact Ramset Technical Department for more information.